

## QUALIFICATIONS PACK - OCCUPATIONAL STANDARDS FOR HEALTHCARE SECTOR

### What are Occupational Standards(OS)?

- OS describe what individuals need to do, know and understand in order to carry out a particular job role or function
- OS are performance standards that individuals must achieve when carrying out functions in the workplace, together with specifications of the underpinning knowledge and understanding

#### Contact Us:

520-521, 5<sup>th</sup> Floor, DLF Tower A, Jasolla District Center, New Delhi - 110025



### Contents

1. Introduction and Contacts.....1
2. Qualifications Pack.....2
3. Glossary of Key Terms .....3
4. OS Units.....5
5. Annexure: Nomenclature for QP & OS...31
6. Assessment Criteria.....33

### Introduction

## Qualification Pack – Panchakarma Technician

**SECTOR/S:** HEALTHCARE

**SUB-SECTOR:** AYUSH

**OCCUPATION:** Ayurveda Therapy

**REFERENCE ID:** HSS/Q3601

**ALIGNED TO:** NCO-2015/224

**Brief Job Description:** The individuals in this job provide panchakarma therapy as per the prescription by creating appropriate and conducive ambience, and ensuring the availability of required materials, herbs and related formulations. These professionals provide support to individuals before, during and after therapy. They also perform basic administrative functions including record maintenance of day to day activities at work place.

**Personal Attributes:** The job requires individuals to have good communication skills, time management skills, basic IT skills, the ability to work in a multidisciplinary team. They also need to possess key qualities such as self discipline, confidence, maturity, compassion, patient centricity, empathy.

Job Details

<b>Qualifications Pack Code</b>	<b>HSS/Q3601</b>		
<b>Job Role</b>	<b>Panchakarma Technician</b>		
<b>Credits (NSQF)</b>	TBD	<b>Version number</b>	1.0
<b>Sector</b>	Healthcare	<b>Drafted on</b>	<b>13/09/2018</b>
<b>Sub-sector</b>	AYUSH	<b>Last reviewed on</b>	<b>16/07/2019</b>
<b>Occupation</b>	Ayurveda Therapy	<b>Next review date</b>	15/07/2022
<b>Job Role Panchakarma Technician</b>			
<b>Role Description</b>	The individuals in this job provide panchakarma therapy as per the prescription by creating appropriate and conducive ambience, and ensuring the availability of required materials, herbs and related formulations. These professionals provide support to individuals before, during and after therapy		
<b>NSQF Level</b>	4		
<b>Minimum Educational Qualifications*</b> <b>Maximum Educational Qualifications*</b>	Class 12th		
<b>Prerequisite License or Training</b>	Not Applicable		
<b>Minimum Job Entry Age</b>	18 years		
<b>Experience</b>			
<b>Applicable National Occupational Standards (NOS)</b>	<p><b>Compulsory:</b></p> <ol style="list-style-type: none"> <li>1. HSS/N3601: Prepare for panchakarma therapy session</li> <li>2. HSS/N3602: Provide panchakarma therapy as per guidance/prescription</li> <li>3. HSS/N3603: Carry out post panchakarma therapy procedures</li> <li>4. HSS/N9617: Maintain a safe, healthy and secure working environment</li> <li>5. HSS/N9618: Follow biomedical waste disposal and infection control policies and procedures</li> </ol>		
<b>Performance Criteria</b>	As described in the relevant OS units		

Keywords /Terms	Description
Sector	Sector is a conglomeration of different business operations having similar business and interests. It may also be defined as a distinct subset of the economy whose components share similar characteristics and interests.
Sub-sector	Sub-sector is derived from a further breakdown based on the characteristics and interests of its components.
Occupation	Occupation is a set of job roles, which perform similar/ related set of functions in an industry.
Job role	Job role defines a unique set of functions that together form a unique employment opportunity in an organisation.
Occupational Standards (OS)	OS specify the standards of performance an individual must achieve when carrying out a function in the workplace, together with the knowledge and understanding they need to meet that standard consistently. Occupational Standards are applicable both in the Indian and global contexts.
Performance Criteria	Performance criteria are statements that together specify the standard of performance required when carrying out a task.
National Occupational Standards (NOS)	NOS are occupational standards which apply uniquely in the Indian context.
Qualifications Pack (QP)	QP comprises the set of OSs, together with the educational, training and other criteria required to perform a job role. A QP is assigned a unique qualifications pack code.
Electives	Electives are NOS/set of NOS that are identified by the sector as contributive to specialization in a job role. There may be multiple electives within a QP for each specialized job role. Trainees must select at least one elective for the successful completion of a QP with Electives.
Options	Options are NOS/set of NOS that are identified by the sector as additional skills. There may be multiple options within a QP. It is not mandatory to select any of the options to complete a QP with Options.
Unit Code	Unit code is a unique identifier for an Occupational Standard, which is denoted by an 'N'
Unit Title	Unit title gives a clear overall statement about what the incumbent should be able to do.
Description	Description gives a short summary of the unit content. This would be helpful to anyone searching on a database to verify that this is the appropriate OS they are looking for.
Scope	Scope is a set of statements specifying the range of variables that an individual may have to deal with in carrying out the function which have a critical impact on quality of performance required.
Knowledge and Understanding	Knowledge and understanding are statements which together specify the technical, generic, professional and organisational specific knowledge that an individual need to perform to the required standard.
Organisational Context	Organisational context includes the way the organisation is structured and how it operates, including the extent of operative knowledge managers have of their relevant areas of responsibility.

Technical Knowledge	Technical knowledge is the specific knowledge needed to accomplish specific designated responsibilities.
Core Skills/ Generic Skills	Core skills or generic skills are a group of skills that are the key to learning and working in today's world. These skills are typically needed in any work environment in today's world. In the context of the OS, these include communication related skills that are applicable to most job roles.

Acronyms

Keywords /Terms	Description
NOS	National Occupational Standard(s)
NSQF	National Skills Qualifications Framework
QP	Qualifications Pack
Casualty	The person – child or adult – who has suffered the injury or illness
Emergency	Any situation that immediately threatens the health and safety of children, staff or yourself
MHRD	Ministry of Human Resource Development
NOS	National Occupational Standard(s)
NVEQF	National Vocational Education Qualifications Framework
NVQF	National Vocational Qualifications Framework
NSQF	National Skills Qualification Framework
OS	Occupational Standard(s)
AYUSH	Ayurveda, Yoga, Unani, Siddha, Homeopathy

# National Occupational Standard



## Overview

This Occupational Standard describes the knowledge, understanding and skills required by an individual to prepare unit for panchakarma therapy sessions including patient preparation as per instructions.

**HSS/N3601**

**Prepare for panchakarma therapy session**

National Occupational Standard

<b>Unit Code</b>	HSS/N3601
<b>Unit Title (Task)</b>	<b>Prepare for panchakarma therapy session</b>
<b>Description</b>	This Occupational Standard describes the knowledge, understanding and skills required by an individual to prepare unit for panchakarma therapy sessions including patient preparation as per instructions and guidance from a therapist/doctor.
<b>Scope</b>	This unit/task covers the following: <ul style="list-style-type: none"> <li>• Apply hygiene standards</li> <li>• Fulfill preprocedural requirements</li> <li>• Prepare medicament required for the procedure</li> </ul>
<b>Performance Criteria(PC) w.r.t. the Scope</b>	
<b>Element</b>	<b>Performance Criteria</b>
<b>Apply hygiene standards</b>	To be competent, the user/individual on the job must be able to: <p>PC1. wear appropriate and clean attire as per organisational policies and procedures</p> <p>PC2. maintain conducive ambience, environment and cleanliness in the unit</p>
<b>Fulfill preprocedural requirements</b>	<p>PC3. introduce oneself to the patient</p> <p>PC4. coordinate with therapist/doctor who is treating the patient for appointment schedule</p> <p>PC5. confirm the appointment schedule with the patient and the therapist/doctor who is treating the patient</p> <p>PC6. confirm the identity of the patient through relevant information available</p> <p>PC7. seek permission and orient the patient about the procedure to be carried out</p> <p>PC8. maintain patient’s privacy throughout the session</p> <p>PC9. keep the required resources ready for therapy, and remove all obstructions</p> <p>PC10. ensure health and safety measures are implemented at all times while preparing the individual for the procedure</p> <p>PC11. check the patient’s vitals and record the same</p> <p>PC12. identify any deviation from normal parameters and inform the same to the therapist/doctor</p> <p>PC13. confirm if the patient has obtained a consent from therapist/doctor</p> <p>PC14. position the patient correctly in a dignified way as per therapist/doctor’s instruction</p> <p>PC15. drape the patient as per the procedure or as per therapist/doctor’s instructions</p> <p>PC16. ensure that personal articles of the individual are handed safely to the family members as per organizational policies</p> <p>PC17. take prompt appropriate action in response to the problems which occur</p>

**HSS/N3601**

**Prepare for panchakarma therapy session**

	<p>during the preparations or inform concerned authority</p> <p>PC18. check the schedule and number of participants on a daily basis and arrange necessary resources accordingly</p>
<b>Prepare medicament as required for the procedure</b>	<p>PC19. assemble the required articles, herbs and related formulations as per prescription/therapist/doctor's instructions</p> <p>PC20. check the expiry date of formulations or material as per organizational policies</p>

**Knowledge and Understanding (K)**

<p><b>A. Organizational Context</b> (Knowledge of the company / organization and its processes)</p>	<p>The user/individual on the job needs to know and understand:</p> <p>KA1. procedures for safe practice</p> <p>KA2. relevant Workplace Health and Safety (WHS) legislation</p> <p>KA3. norms set by accreditation agencies for panchakarma units</p> <p>KA4. relevant Indian hospital standards, regulations and guidelines</p>
<p><b>B. Technical Knowledge</b></p>	<p>The user/individual on the job needs to know and understand:</p> <p>KB1. about Ayurveda , its aim and objectives, including specialties of Ayurveda</p> <p>KB2. five elements of body including concept of <i>Dosha, Dhātu</i> and <i>Mala</i></p> <p>KB3. applied aspects of <i>koshta</i> and <i>Agni</i></p> <p>KB4. human anatomy and physiology</p> <p>KB5. how to measure and record the vital parameters</p> <p>KB6. about Marma (vital points)</p> <p>KB7. concept of Swasthya - Swasthavritta, Dinacharya (daily regimen), Ritucharya (seasonal regimen)</p> <p>KB8. principles of Chikitsa: Shadupakrama, Shodhana, Panchakarma, Shamana, Poorva, Pradhan &amp; Pashchat karma, Trividha karma for Shodhana</p> <p>KB9. five procedures of Panchakarma Vamana (Emesis), Virechana (Purgation), Nirooha Basti (Decoction enema), Nasya (Instillation of medicine through nostrils), Anuvasana Basti (lipid enema) Uttara Basti (instillation of medicines into urogenital tract), and Rakta Mokshana (bloodletting)</p> <p>KB10. about purpose, types, benefits, indications, contraindications, safety precautions of Shodhana, Snehana, Swedana, Rukshana</p> <p>KB11. Bhaishajya Kalpana (pharmacy procedures) including instruments used in pharmacy preparations related to panchakarma</p> <p>KB12. plant origin, animal origin, compound formulations, minerals origin and other related preparations used for panchakarma therapy procedures</p> <p>KB13. patient rights and wishes relating to their sex, age, culture, privacy, beliefs, and dignity</p> <p>KB14. position and posture for basic panchakarma procedures</p> <p>KB15. do's and don'ts to be followed during pre-therapy procedures</p> <p>KB16. escalation protocols in case of non-compliances</p> <p>KB17. individual medical history and how to corelate with therapy practises</p> <p>KB18. how to interpret the body language of the participants to assess any discomfort or challenges</p>

**HSS/N3601**

**Prepare for panchakarma therapy session**

	KB19. how to prepare and maintain compliance report to keep a record of the problems and complaints received by the patients
<b>Skills (S)</b>	
<b>A. Core Skills/ Generic Skills</b>	<b>Writing Skills</b>
	The user/ individual on the job needs to know and understand how to: SA1. document findings and procedure details completely and accurately
	<b>Reading Skills</b>
	The user/individual on the job needs to know and understand how to: SA2. read and interpret instructions and prescriptions
	<b>Oral Communication (Listening and Speaking skills)</b>
	The user/individual on the job needs to know and understand how to: SA3. demonstrate active listening skills SA4. interpret and follow verbal instructions SA5. report incidents in line with organisation requirements
<b>B. Professional Skills</b>	<b>Decision Making</b>
	The user/individual on the job needs to know and understand how to: SB1. select and use appropriate attire
	<b>Plan and Organize</b>
	The user/individual on the job needs to know and understand how to: SB2. complete all activities accurately and in a timely manner
	<b>Customer Centricity</b>
	The user/individual on the job needs to know and understand how to: SB3. ensure that all activities related to panchakarma therapy are performed considering participant's benefits
	<b>Problem Solving</b>
	The user/individual on the job needs to know and understand how to: SB4. solve problems including the ability to use available resources
	<b>Analytical Thinking</b>
	Not Applicable
<b>Critical Thinking</b>	
Not Applicable	



**HSS/N3601**

**Prepare for panchakarma therapy session**

**NOS Version Control**

<b>NOS Code</b>	<b>HSS/N3601</b>		
<b>Credits (NSQF)</b>	<b>TBD</b>	<b>Version number</b>	<b>1.0</b>
<b>Industry</b>	<b>Healthcare</b>	<b>Drafted on</b>	<b>12/09/2018</b>
<b>Industry Sub-sector</b>	<b>AYUSH</b>	<b>Last reviewed on</b>	<b>16/07/2019</b>
<b>Occupation</b>	<b>Ayurveda Therapy</b>	<b>Next review date</b>	<b>15/07/2022</b>

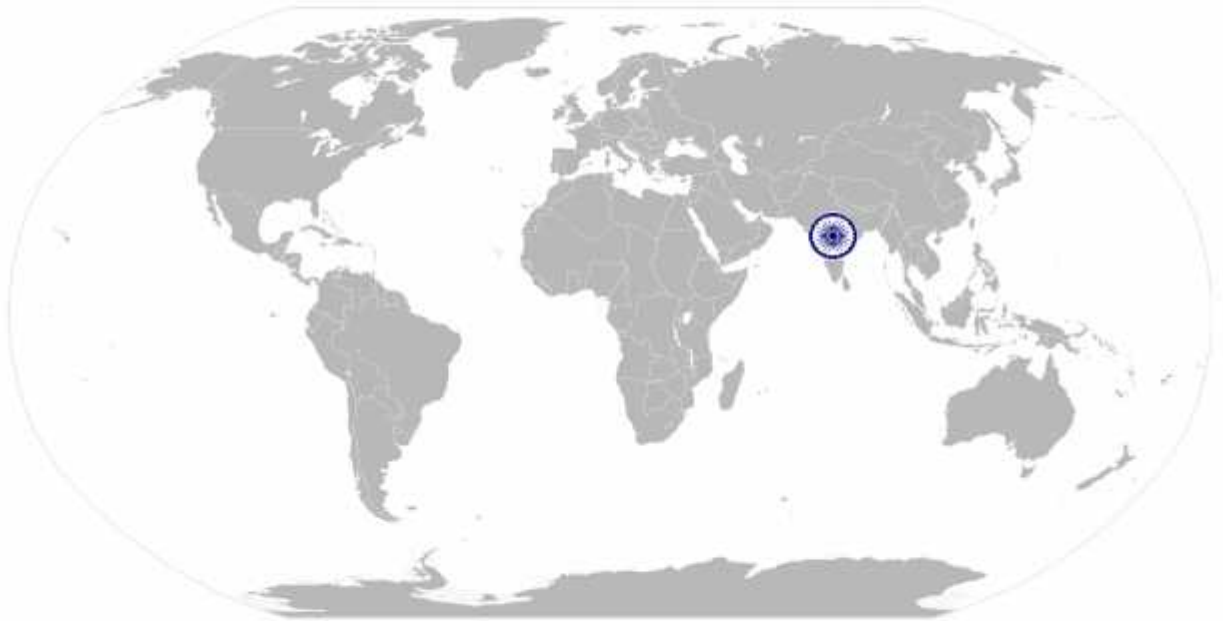


HSS/N3602

Provide panchakarma therapy as per guidance/prescription

---

# National Occupational Standard



## Overview

This Occupational Standard describes the skills and knowledge required to conduct panchakarma therapy session as per individual's needs on the basis of prescription or instructions of concerned authorities

**HSS/N3602**

**Provide panchakarma therapy as per guidance/prescription**

National Occupational Standard

<b>Unit Code</b>	<b>HSS/N3602</b>
<b>Unit Title (Task)</b>	<b>Provide panchakarma therapy as per guidance/prescription</b>
<b>Description</b>	This Occupational Standard describes the skills and knowledge required to carry out panchakarma therapy session based on the client needs following instructions from the doctor/therapist or concerned authority
<b>Scope</b>	This unit/task covers the following: <ul style="list-style-type: none"> <li>Provide panchakarma therapy as per doctor's/therapist's instructions</li> </ul>
<b>Performance Criteria(PC) w.r.t. the Scope</b>	
<b>Element</b>	<b>Performance Criteria</b>
<b>Provide panchakarma therapy as per doctor's/therapist's instructions</b>	To be competent, the user/individual on the job must be able to: <ul style="list-style-type: none"> <li>PC1. check vital parameters to assess physical state of individual as and when required during therapy</li> <li>PC2. follow prescription or instruction from doctor/therapist for providing specific panchakarma therapy</li> <li>PC3. help the patients in attaining a posture which is appropriate for providing the therapy</li> <li>PC4. be alert towards the patient's safety during therapy session</li> <li>PC5. maintain patient's privacy throughout the procedure</li> <li>PC6. maintain accurate, legible and complete records</li> <li>PC7. take appropriate steps for handling emergencies that may arise during the panchakarma procedure</li> <li>PC8. adhere to legislation, protocols and guidelines relevant to one's role and field of practice</li> <li>PC9. seek supervision when situations are beyond one's competence and authority</li> </ul>
<b>Knowledge and Understanding (K)</b>	
<b>A. Organizational Context</b> (Knowledge of the company / organization and its processes)	The user/individual on the job needs to know and understand: <ul style="list-style-type: none"> <li>KA1. procedures for safe practice</li> <li>KA2. relevant Workplace Health and Safety (WHS) legislation</li> <li>KA3. norms set by accreditation agencies for panchakarma units</li> <li>KA4. relevant Indian hospital standards, regulations and guidelines</li> </ul>
<b>B. Technical Knowledge</b>	The user/individual on the job needs to know and understand: <ul style="list-style-type: none"> <li>KB1. patient positioning: sitting, lying, on right side, supine, prone, on Left side, and specific positioning for <i>Basti</i> (enema procedure)</li> <li>KB2. purpose, benefits, indications including safety precautions of procedure like <i>Abhyanga</i>, <i>Shiro abhyanga</i> (head massage), <i>Padabhyanga</i> (Foot massage), <i>Pizhichil</i> treatment</li> </ul>

HSS/N3602

**Provide panchakarma therapy as per guidance/prescription**

	<p>KB3. purpose, benefits, indications, contraindications, safety precautions of procedure like (Moordhni Taila) <i>Shirodhara, Takradhara, Shiropichu, Pichu, Talam, Shiro lepa etc.</i></p> <p>KB4. purpose, benefits, indications, contraindications, safety precautions related to <i>Udwartana</i> treatment</p> <p>KB5. history, purpose, benefits, indications, contraindications, safety precautions of different types of <i>Swedana</i> procedures like <i>Pottali sveda</i> like <i>Patrapotali sveda, Choorna pinda sveda, Valuka sveda, Jambeera pinda sveda, Shashtika shali pinda sveda, Drava sweda, Bashpa sveda, Nadi sveda, Parisheka sveda, Avagaha sveda</i>, others like , <i>Upanaha sveda</i></p> <p>KB6. purpose, benefits, indications, contraindications, safety precautions related to different types of localized external <i>bastis</i> like <i>Kati basti, Griva basti, Janu basti, Uro basti , Shiro basti</i>, etc</p> <p>KB7. use, benefits and safety precautions of various essential oils, aromatic oils etc.</p> <p>KB8. five elements of body including concept of <i>dosha, dhatu</i> and <i>mala</i></p> <p>KB9. human anatomy and physiology</p> <p>KB10. how to measure and record the vital parameters</p> <p>KB11. <i>Marma</i> (vital points)</p> <p>KB12. concept of Health (<i>Swasthya</i>) - <i>Swasthavritta, Dinacharya</i> (daily regimen), <i>Ritucharya</i> (seasonal regimen)</p> <p>KB13. principles of <i>chikitsa</i>: <i>Shadupakrama, shodhana, panchakarma, shamana, poorva, Pradhan &amp; pashchat karma, trividha karma</i> for <i>shodhana</i></p> <p>KB14. five procedures of Panchakarma <i>Vamana</i> (Emesis), <i>Virechana</i> (Purgation), <i>Niroohabasti</i> (Decoction enema), <i>Nasya</i> (Instillation of medicine through <i>nostrils</i>), <i>Anuvasana basti</i> (lipid enema) <i>Uttara Basthi</i> (instillation of medicines into urogenital tract), and <i>Raktamokshana</i> (bloodletting)</p> <p>KB15. purpose, types, benefits, indications, contraindications, safety precautions of <i>Shodhana, Snehana, Swedana, Rukshana</i></p> <p>KB16. <i>Bhaishajya kalpana</i> (pharmacy procedures) including instruments used in pharmacy preparations related to panchakarma</p> <p>KB17. basics about ayurvedic diet and concepts related to panchakarma</p> <p>KB18. plant origin, animal origin, compound formulations, minerals origin and other related preparations used for panchakarma therapy procedures</p> <p>KB1. how to handle stressful or risky situations when communicating with patients and/or other individuals</p> <p>KB2. when to ask for assistance when situations are beyond one’s competence and authority</p>
<b>Skills (S)</b>	
<b>A. Core Skills/ Generic Skills</b>	<b>Writing Skills</b>
	The user/ individual on the job needs to know and understand how to: SA1. document findings and procedure details completely and accurately
	<b>Reading Skills</b>
	The user/individual on the job needs to know and understand how to: SA2. read and interpret instructions and prescriptions

HSS/N3602

**Provide panchakarma therapy as per guidance/prescription**

	<b>Oral Communication (Listening and Speaking skills)</b>
	The user/individual on the job needs to know and understand how to: SA3. demonstrate active listening skills SA4. interpret and follow verbal instructions SA5. report incidents in line with organisation requirements
<b>B. Professional Skills</b>	<b>Decision Making</b>
	The user/individual on the job needs to know and understand how to: SB1. select and use appropriate attire
	<b>Plan and Organize</b>
	The user/individual on the job needs to know and understand how to: SB2. complete all activities accurately and in a timely manner
	<b>Customer Centricity</b>
	The user/individual on the job needs to know and understand how to: SB3. ensure that all activities related to panchakarma therapy are performed considering participant's benefits
	<b>Problem Solving</b>
	The user/individual on the job needs to know and understand how to: SB4. solve problems including the ability to use available resources
	<b>Analytical Thinking</b>
	Not Applicable
<b>Critical Thinking</b>	
Not Applicable	

**HSS/N3602**

**Provide panchakarma therapy as per guidance/prescription**

### NOS Version Control

NOS Code	HSS/N3602		
Credits (NSQF)	TBD	Version number	1.0
Industry	Healthcare	Drafted on	12/09/2018
Industry Sub-sector	AYUSH	Last reviewed on	16/07/2019
Occupation	Ayurveda Therapy	Next review date	15/07/2022

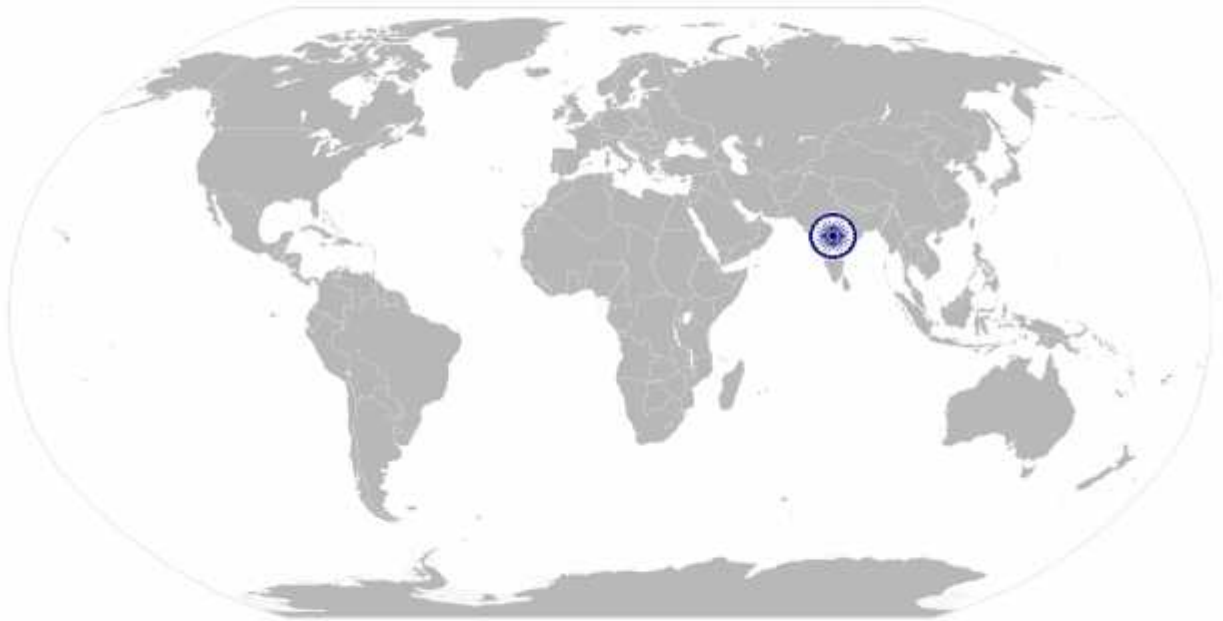


HSS/N3603

Carry out post panchakarma therapy procedures

---

# National Occupational Standard



## Overview

This Occupational Standard describes the knowledge, understanding and skills required by an individual to carry out post therapy compliances including, analysis of therapy performed, for self-evaluation and improvement

**HSS/N3603**

**Carry out post panchakarma therapy procedures**

National Occupational Standard

<b>Unit Code</b>	<b>HSS/N3603</b>
<b>Unit Title (Task)</b>	<b>Carry out post panchakarma therapy procedures</b>
<b>Description</b>	This Occupational Standard describes the knowledge, understanding and skills required by an individual to carry out post therapy procedures including analysis of therapy performed, for self-evaluation and improvement.
<b>Scope</b>	<p>This unit/task covers the following:</p> <ul style="list-style-type: none"> <li>• Patient cleaning as per therapist/doctor instructions</li> <li>• Provide support for follow up as per the prescription</li> <li>• Equipment and consumable maintenance and storage</li> <li>• Maintain reflective report of panchakarma therapy session</li> </ul>
<b>Performance Criteria(PC) w.r.t. the Scope</b>	
<b>Element</b>	<b>Performance Criteria</b>
<b>Patient cleaning as per therapist/doctor instructions</b>	<p>To be competent, the user/individual on the job must be able to:</p> <p>PC1. clean the patient’s body post procedure as per organizational policies</p> <p>PC2. maintain patient’s privacy throughout the procedure</p> <p>PC3. provide clothes or appropriate attire to the patient as per organizational policies</p>
<b>Provide support for follow up as per prescription</b>	<p>PC4. refer to the prescription by the therapist/doctor regarding next follow up date</p> <p>PC5. provide information to the patient about specific precautions to be taken in a home setting with respect to specific panchakarma therapy as per instructions</p> <p>PC6. maintain records for the next follow up</p>
<b>Equipment and consumable maintenance and storage</b>	<p>PC7. select an appropriate disinfection process for equipment in line with identified disinfection requirements and organisational policies and procedures</p> <p>PC8. apply and maintain environmental standards while packing and storage of equipment and materials/consumables used</p> <p>PC9. use personal protective equipment while handling the equipment</p> <p>PC10. check linen for grease, stains, lint, identifying markers, damage, quality and wear</p> <p>PC11. segregate rejected linen for wash or condemning as required</p>
<b>Maintain reflective report of panchakarma therapy session</b>	<p>PC12. take feedback from the patient about the therapy session as per organizational policies and procedure</p> <p>PC13. check the vitals of the patient post therapy and record it</p> <p>PC14. update the findings to the therapist/doctor or concerned authorities in case of deviation from normal findings</p> <p>PC15. hand over patient documents or any relevant records to patient/care givers</p> <p>PC16. assess the emotional state of the patient post therapy and record it as per organizational policies</p>



**HSS/N3603**

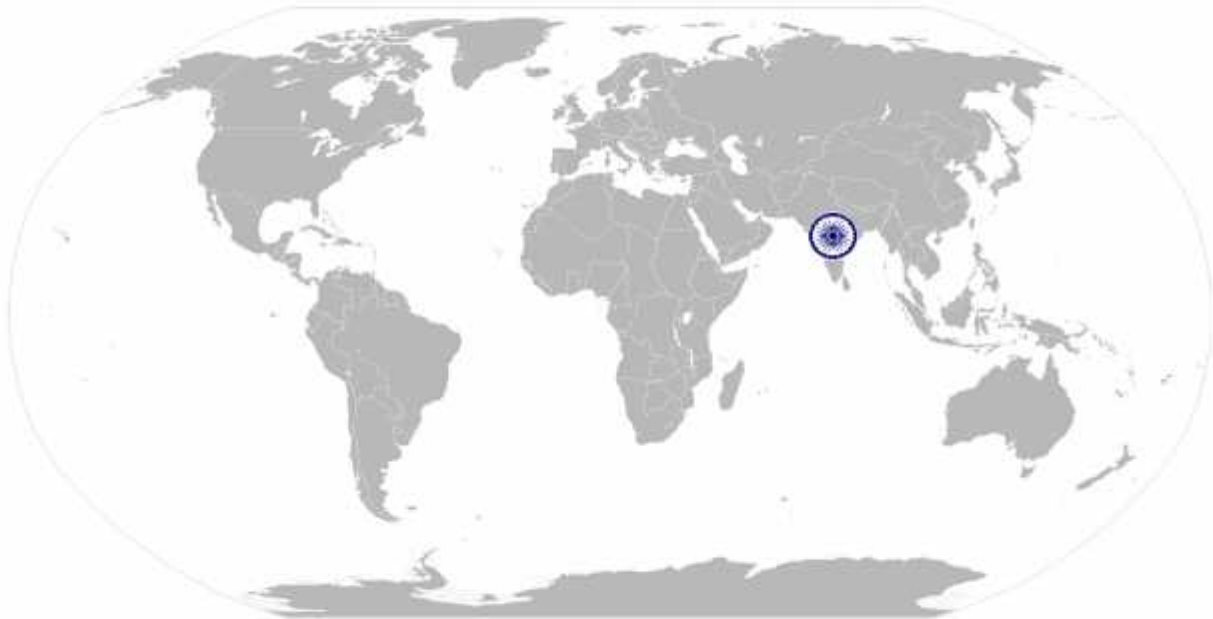
**Carry out post panchakarma therapy procedures**

	<p>PC17. list the modifications in practices carried out during the session to therapist/doctor</p> <p>PC18. maintain records as per organizational policies</p>
<b>Knowledge and Understanding (K)</b>	
<p><b>A. Organizational Context</b> (Knowledge of the company / organization and its processes)</p>	<p>The user/individual on the job needs to know and understand:</p> <p>KA1. procedures for safe practice</p> <p>KA2. relevant Workplace Health and Safety (WHS) legislation</p> <p>KA3. norms set by accreditation agencies for panchakarma units</p> <p>KA4. relevant Indian hospital standards, regulations and guidelines</p>
<p><b>B. Technical Knowledge</b></p>	<p>The user/individual on the job needs to know and understand:</p> <p>KB1. position and posture for basic panchakarma procedures</p> <p>KB2. do's and don'ts for post therapy relevant for patients in a home setting</p> <p>KB3. Standard Operating Procedures for maintenance of the panchakarma unit</p> <p>KB4. suitable cleaning agents and methods of cleaning</p> <p>KB5. safe practices while handling/cleaning articles and linen</p> <p>KB6. identify faulty articles and report as per policies and procedures</p> <p>KB7. how to do evaluation and analysis of a session</p> <p>KB8. how to conclude a session based on evaluation and analysis</p> <p>KB9. information, charts, checklists and training materials for report writing</p>
<b>Skills (S)</b>	
<p><b>A. Core Skills/ Generic Skills</b></p>	<p><b>Writing Skills</b></p>
	<p>The user/ individual on the job needs to know and understand how to:</p> <p>SA1. document findings and procedure details completely and accurately</p>
	<p><b>Reading Skills</b></p>
	<p>The user/individual on the job needs to know and understand how to:</p> <p>SA2. read and interpret instructions and prescriptions</p>
	<p><b>Oral Communication (Listening and Speaking skills)</b></p>
	<p>The user/individual on the job needs to know and understand how to:</p> <p>SA3. demonstrate active listening skills</p> <p>SA4. interpret and follow verbal instructions</p> <p>SA5. report incidents in line with organisation requirements</p>
<p><b>B. Professional Skills</b></p>	<p><b>Decision Making</b></p>
	<p>The user/individual on the job needs to know and understand how to:</p> <p>SB1. select and use appropriate attire</p>
	<p><b>Plan and Organize</b></p>
	<p>The user/individual on the job needs to know and understand how to:</p> <p>SB2. complete all activities accurately and in a timely manner</p>
	<p><b>Customer Centricity</b></p>

**HSS/N3603**

**Carry out post panchakarma therapy procedures**

	The user/individual on the job needs to know and understand how to: SB3. ensure that all activities related to panchakarma therapy are performed considering participant's benefits
	<b>Problem Solving</b>
	The user/individual on the job needs to know and understand how to: SB4. solve problems including the ability to use available resources
	<b>Analytical Thinking</b>
	Not Applicable
	<b>Critical Thinking</b>
Not Applicable	

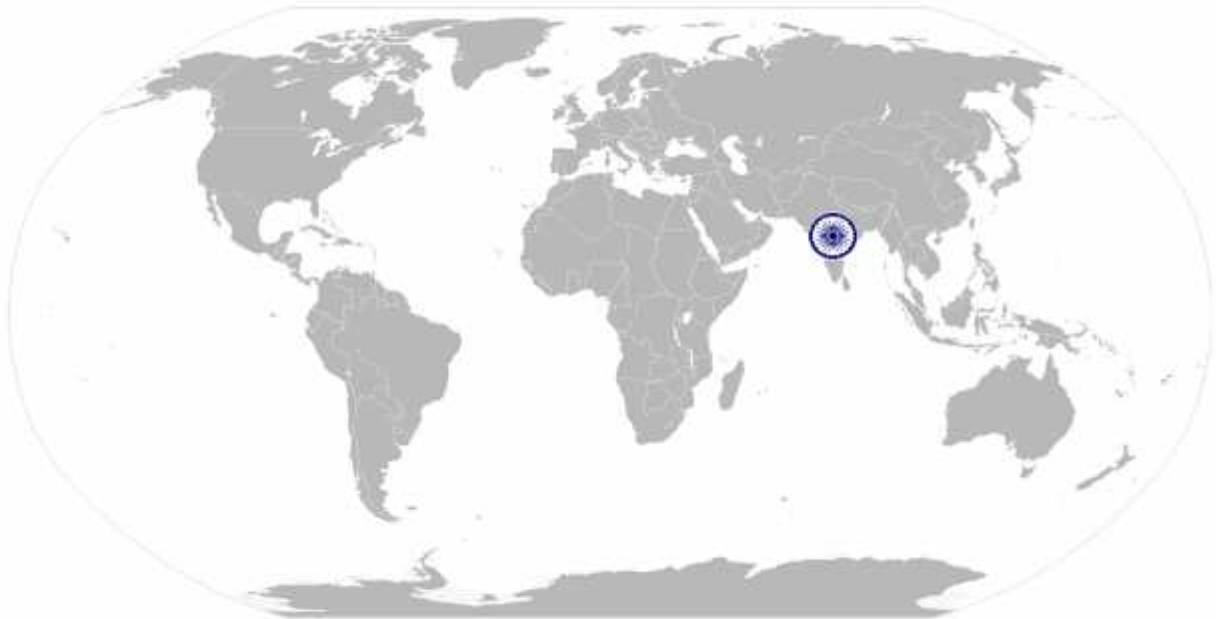


HSS/N3603

Carry out post panchakarma therapy procedures

## NOS Version Control

<b>NOS Code</b>	<b>HSS/N3603</b>		
<b>Credits (NSQF)</b>	<b>TBD</b>	<b>Version number</b>	<b>1.0</b>
<b>Industry</b>	<b>Healthcare</b>	<b>Drafted on</b>	<b>12/09/2018</b>
<b>Industry Sub-sector</b>	<b>AYUSH</b>	<b>Last reviewed on</b>	<b>16/07/2019</b>
<b>Occupation</b>	<b>Ayurveda Therapy</b>	<b>Next review date</b>	<b>15/07/2022</b>



# National Occupational Standard



## Overview

This Occupational Standard describes the knowledge, understanding, skills required in an allied Health Professional to monitor the working environment and making sure it meets health, safety and security requirements.

**HSS/N9617**

**Maintain a safe, healthy and secure working environment**

<b>Unit Code</b>	<b>HSS/N 9617</b>
<b>Unit Title (Task)</b>	<b>Maintain a safe, healthy and secure working environment</b>
<b>Description</b>	This OS unit is about monitoring the working environment and ensuring a safe, healthy, secure and effective working conditions
<b>Scope</b>	<p>This unit/task covers the following:</p> <ul style="list-style-type: none"> <li>• Complying the health, safety and security requirements and procedures for workplace</li> <li>• Handling any hazardous situation with safety, competently and within the limits of authority</li> <li>• Reporting any hazardous situation and breach in procedures to ensure a safe, healthy, secure working environment</li> </ul>
<b>Performance Criteria(PC) w.r.t. the Scope</b>	
<b>Element</b>	<b>Performance Criteria</b>
<b>Complying the health, safety and security requirements and procedures for workplace</b>	<p>To be competent, the user/individual on the job must be able to:</p> <p>PC1. identify individual responsibilities in relation to maintaining workplace, health safety and security requirements</p> <p>PC2. comply with health, safety and security procedures for the workplace</p> <p>PC3. comply with health, safety and security procedures and protocols for environmental safety</p>
<b>Handling hazardous situation</b>	<p>PC4. identify potential hazards and breaches of safe work practices</p> <p>PC5. identify and interpret various hospital codes for emergency situations</p> <p>PC6. correct any hazards that an individual can deal with safely, competently and within the limits of authority</p> <p>PC7. provide basic life support (BLS) and first aid in hazardous situations, whenever applicable</p> <p>PC8. follow the organization's emergency procedures promptly, calmly, and efficiently</p> <p>PC9. identify and recommend opportunities for improving health, safety, and security to the designated person</p> <p>PC10. complete any health and safety records legibly and accurately</p>
<b>Reporting any hazardous situation</b>	<p>PC11. report any identified breaches in health, safety, and security procedures to the designated person</p> <p>PC12. report the hazards that individual is not allowed to deal with to the relevant person and warn other people who may get affected</p>
<b>Knowledge and Understanding (K)</b>	
<b>A. Organizational Context</b> (Knowledge of the company / organization and	<p>The user/individual on the job needs to know and understand:</p> <p>KA1. the importance of health, safety, and security in the workplace</p> <p>KA2. the basic requirements of the health and safety and other legislations and regulations that apply to the workplace</p> <p>KA3. the person(s) responsible for maintaining healthy, safe, and secure workplace</p> <p>KA4. the relevant up-to-date information on health, safety, and security that applies</p>

**HSS/N9617**

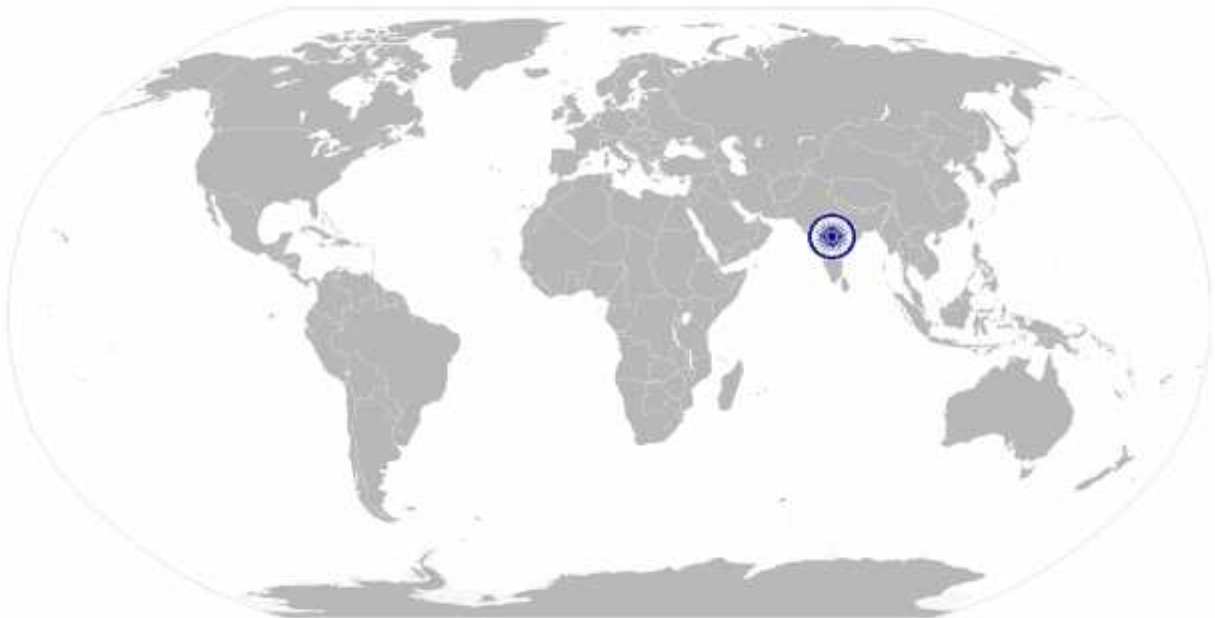
**Maintain a safe, healthy and secure working environment**

its processes)	to the workplace KA5. the responsibilities of individual to maintain safe, healthy and secure workplace KA6. how to report the hazard
<b>B. Technical Knowledge</b>	The user/individual on the job needs to know and understand: KB1. requirements of health, safety and security in workplace KB2. how to create safety records and maintain them KB3. the importance of being alert to health, safety, and security hazards in the work environment KB4. the common health, safety, and security hazards that affect people working in an administrative role KB5. how to identify health, safety, and security hazards KB6. the importance of warning others about hazards and how to do so until the hazard is dealt with
<b>Skills (S)</b>	
<b>A. Core Skills/ Generic Skills</b>	<b>Writing Skills</b>
	The user/ individual on the job needs to know and understand how to: SA1. report and record incidents
	<b>Reading Skills</b>
	The user/individual on the job needs to know and understand how to: SA2. read and understand company policies and procedures
	<b>Oral Communication (Listening and Speaking skills)</b>
	The user/individual on the job needs to know and understand how to: SA3. clearly report hazards and incidents with the appropriate level of urgency
<b>B. Professional Skills</b>	<b>Decision Making</b>
	The user/individual on the job needs to know and understand how to: SB1. make decisions pertaining to the area of work
	<b>Plan and Organize</b>
	The user/individual on the job needs to know and understand how to: SB2. plan for safety of the work environment
	<b>Customer Centricity</b>
	The user/individual on the job needs to know and understand how to: SB3. communicate effectively with patients and their family, physicians, and other members of the health care team SB4. be capable of being responsive, listen empathetically to establish rapport in a way that promotes openness on issues of concern
<b>Problem Solving</b>	
The user/individual on the job needs to know and understand how to: SB5. identify hazards, evaluate possible solutions and suggest effective solutions	

**HSS/N9617**

**Maintain a safe, healthy and secure working environment**


	<b>Analytical Thinking</b>
	The user/individual on the job needs to know and understand how to: SB6. analyze the seriousness of hazards
	<b>Critical Thinking</b>
	The user/individual on the job needs to know and understand how to: SB7. analyze, evaluate and apply the information gathered from observation, experience, reasoning, or communication to act efficiently



HSS/N9617

Maintain a safe, healthy and secure working environment

## NOS Version Control

NOS Code	HSS/N9617		
Credits (NSQF)	TBD	Version number	1.0
Industry	Healthcare	Drafted on	18/01/2017
Industry Sub-sector	Allied Health & Paramedics	Last reviewed on	6/12/17
Occupation		Next review date	5/12/21

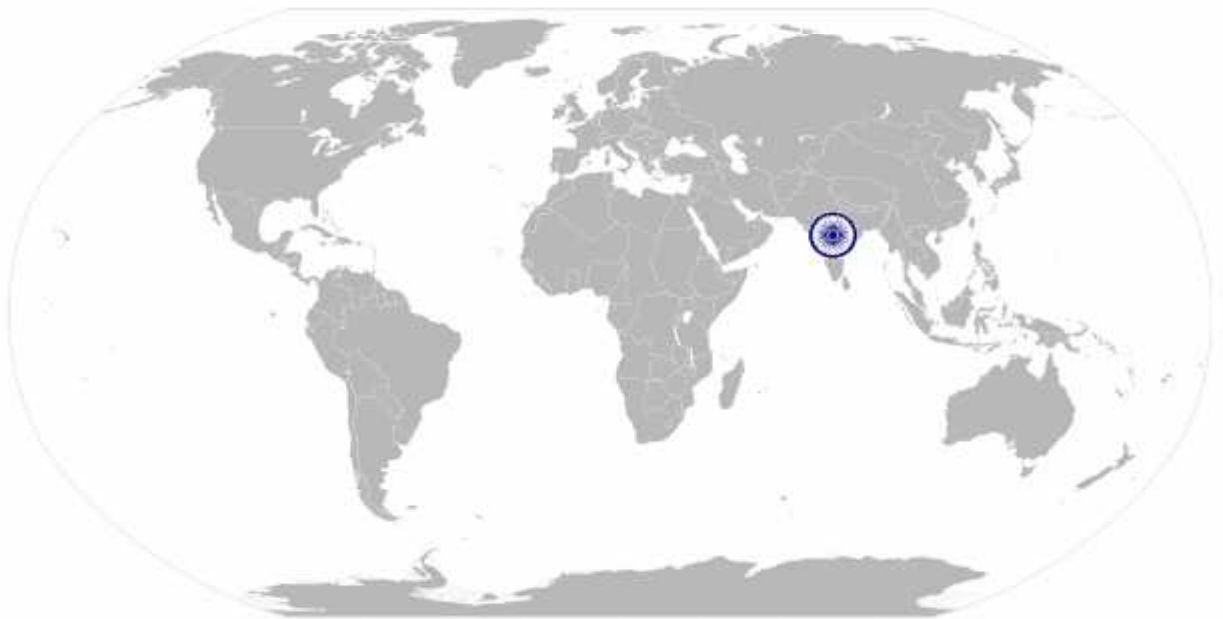




**HSS/N9618 Follow infection control policies & procedures including biomedical waste disposal protocols**

---

# National Occupational Standard



## Overview

**This Occupational Standard describes the knowledge, understanding, skills required of an Allied Health professional to manage biomedical waste and to comply with infection control policies and procedures**

## HSS/N9618 Follow infection control policies & procedures including biomedical waste disposal protocols

National Occupational Standard

<b>Unit Code</b>	HSS/N 9618
<b>Unit Title (Task)</b>	<b>Follow infection control policies &amp; procedures including biomedical waste disposal protocols</b>
<b>Description</b>	This OS unit is about the safe handling and management of health care waste and following infection control polices.
<b>Scope</b>	<p>This unit/task covers the following:</p> <ul style="list-style-type: none"> <li>• Classification of the waste generated, segregation of biomedical waste, proper collection and storage of waste</li> <li>• Complying with effective infection control protocols that ensures the safety of the patient</li> <li>• Maintaining personal protection and preventing the transmission of infection from person to person</li> </ul>
<b>Performance Criteria(PC) w.r.t. the Scope</b>	
<b>Element</b>	<b>Performance Criteria</b>
<b>Classification of the Waste Generated, Segregation of Biomedical Waste ,Proper collection and storage of Waste</b>	<p>To be competent, the user/individual on the job must be able to:</p> <p>PC1. handle, package, label, store, transport and dispose of waste appropriately to minimize potential for contact with the waste and to reduce the risk to the environment from accidental release</p> <p>PC2. store clinical or related waste in an area that is accessible only to authorized persons</p> <p>PC3. minimize contamination of materials, equipment and instruments by aerosols and splatter</p>
<b>Complying with effective infection control protocols</b>	<p>PC4. apply appropriate health and safety measures following appropriate personal clothing &amp; protective equipment for infection prevention and control</p> <p>PC5. identify infection risks and implement an appropriate response within own role and responsibility in accordance with the policies and procedures of the organization</p> <p>PC6. follow procedures for risk control and risk containment for specific risks. Use signs when and where appropriate</p> <p>PC7. follow protocols for care following exposure to blood or other body fluids as required</p> <p>PC8. remove spills in accordance with the policies and procedures of the organization</p> <p>PC9. clean and dry all work surfaces with a neutral detergent and warm water solution before and after each session or when visibly soiled</p> <p>PC10. demarcate and maintain clean and contaminated zones in all aspects of health care work</p> <p>PC11. confine records, materials and medicaments to a well-designated clean zone</p> <p>PC12. confine contaminated instruments and equipment to a well-designated contaminated zone</p>

### HSS/N9618 Follow infection control policies & procedures including biomedical waste disposal protocols

	<p>PC13. decontaminate equipment requiring special processing in accordance with quality management systems to ensure full compliance with cleaning, disinfection and sterilization protocols</p> <p>PC14. replace surface covers where applicable</p> <p>PC15. maintain and store cleaning equipment</p> <p>PC16. report and deal with spillages and contamination in accordance with current legislation and procedures</p>
<p><b>Maintaining personal protection and preventing the transmission of infections from person to person</b></p>	<p>PC17. maintain hand hygiene following hand washing procedures before and after patient contact /or after any activity likely to cause contamination</p> <p>PC18. cover cuts and abrasions with water-proof dressings and change as necessary</p> <p>PC19. change protective clothing and gowns/aprons daily, more frequently if soiled and where appropriate, after each patient contact</p> <p>PC20. perform additional precautions when standard precautions alone may not be sufficient to prevent transmission of infection</p>
<p><b>Knowledge and Understanding (K)</b></p>	
<p><b>A. Organizational Context</b> (Knowledge of the company / organization and its processes)</p>	<p>The user/individual on the job needs to know and understand:</p> <p>KA1. relevant up-to-date information on health, safety, and security that applies to the organization</p> <p>KA2. organization’s emergency procedures and responsibilities for handling hazardous situations</p> <p>KA3. person(s) responsible for health, safety, and security in the organization</p> <p>KA4. good personal hygiene practice including hand care</p> <p>KA5. the current national legislation, guidelines, local policies and protocols which affect work practice</p>
<p><b>B. Technical Knowledge</b></p>	<p>The user/individual on the job needs to know and understand:</p> <p>KB1. importance of and how to handle, package, label, store, transport and dispose of waste appropriately to minimize potential for contact with the waste and to reduce the risk to the environment from accidental release</p> <p>KB2. the importance to adhere to the organizational and national waste management principles and procedures</p> <p>KB3. the hazards and risks associated with the disposal and the importance of risk assessments and how to provide these</p> <p>KB4. the required actions and reporting procedures for any accidents, spillages and contamination involving waste</p> <p>KB5. the requirements of the relevant external agencies involved in the transport and receipt of your waste</p> <p>KB6. the importance of organizing, monitoring and obtaining an assessment of the</p>

## HSS/N9618 Follow infection control policies & procedures including biomedical waste disposal protocols

	<p>impact the waste may have on the environment</p> <p>KB7. identification and management of infectious risks in the workplace</p> <p>KB8. aspects of infectious diseases including opportunistic organisms &amp; pathogens</p> <p>KB9. basic microbiology including bacteria and bacterial spores, fungi, viruses</p> <p>KB10. the path of disease transmission including direct contact and penetrating injuries, risk of acquisition</p> <p>KB12. susceptible hosts including persons who are immune suppressed, have chronic diseases such as diabetes and infants or elderly</p> <p>KB13. routine surface cleaning procedures at the start and end of the day, managing a blood or body fluid spill</p> <p>KB14. sharps handling and disposal techniques</p> <p>KB15. effective hand hygiene including hand wash, surgical hand wash, when hands must be washed</p> <p>KB17. how to use personal protective equipment</p> <p>KB18. the personal clothing and protective equipment required to manage the different types of waste generated by different work activities</p>
<b>Skills (S)</b>	
<b>A. Core Skills/ Generic Skills</b>	<b>Writing Skills</b>
	The user/ individual on the job needs to know and understand how to: SA1. report and record incidents
	<b>Reading Skills</b>
	The user/individual on the job needs to know and understand how to: SA2. read and understand company policies and procedures pertaining to management of biomedical waste and infection control and prevention
	<b>Oral Communication (Listening and Speaking skills)</b>
	The user/individual on the job needs to know and understand how to: SA3. listen patiently SA4. report hazards and incidents clearly with the appropriate level of urgency
<b>B. Professional Skills</b>	<b>Decision Making</b>
	The user/individual on the job needs to know and understand how to: SB1. take in to account opportunities to address waste minimization, environmental responsibility and sustainable practice issues SB2. apply additional precautions when standard precautions are not sufficient
	<b>Plan and Organize</b>
	The user/individual on the job needs to know and understand how to: SB3. consistently follow the procedure for washing and drying hands SB4. consistently maintain clean surfaces and limit contamination
	<b>Customer Centricity</b>
	The user/individual on the job needs to know and understand how to: SB5. how to make exceptional effort to keep the environment and work place clean

**HSS/N9618 Follow infection control policies & procedures including biomedical waste disposal protocols**

	<b>Problem Solving</b>
	The user/individual on the job needs to know and understand how to: SB6. identify hazards and suggest effective solutions to identified problems pertaining to hospital waste and related infections
	<b>Analytical Thinking</b>
	The user/individual on the job needs to know and understand how to: SB7. analyze the seriousness of hazards pertaining to hospital waste and related infections
	<b>Critical Thinking</b>
	The user/individual on the job needs to know and understand how to: SB8. apply, analyze, and evaluate the information gathered from observation, experience, reasoning, or communication, as a guide to act SB9. take into account opportunities to address waste minimization, prevent infection, environmental responsibility and sustainable practice issues



**HSS/N9618 Follow infection control policies & procedures including biomedical waste disposal protocols**

**NOS Version Control**

<b>NOS Code</b>	<b>HSS/N 9618</b>		
<b>Credits (NSQF)</b>	<b>TBD</b>	<b>Version number</b>	<b>1.0</b>
<b>Industry</b>	<b>Healthcare</b>	<b>Drafted on</b>	<b>18/01/2017</b>
<b>Industry Sub-sector</b>	<b>Allied Health &amp; Paramedics</b>	<b>Last reviewed on</b>	<b>6/12/17</b>
<b>Occupation</b>		<b>Next review date</b>	<b>5/12/21</b>

